

NPort IA5000A-I/O Series

1/2-port RS-232/422/485 device server with 6 or 12 digital I/Os



Features and Benefits

- 6 or 12 digital I/Os to collect local data for status monitoring
- Connects serial/I/O data to the cloud through generic MQTT
- Supports MQTT connection with built-in device SDKs to Azure/Alibaba Cloud
- Supports MQTT connection with TLS and certificate in JSON and Raw data format
- microSD card for configuration backup/duplication and event logs, and data buffering when cloud connection is lost
- Supports repackaging the serial data size (up to 4K) to save the packet numbers that need to be sent to the cloud platform
- Redundant dual DC power inputs and relay output
- Cascading Ethernet ports for easy wiring
- Warnings and alerts by relay output and email
- 4 kV serial surge protection

Certifications



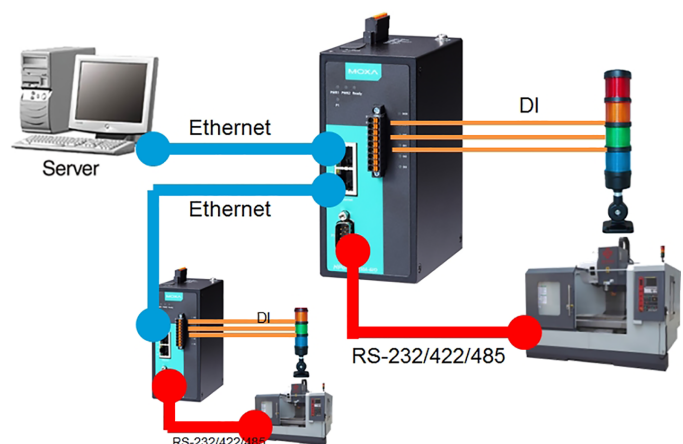
Introduction

The NPort IA5000A-I/O serial device servers, which have built-in digital I/Os, provide maximum flexibility when you need to integrate serial equipment in the field with an Ethernet network or cloud platform. The cloud-ready device server can communicate with IIoT applications, using generic MQTT or third-party cloud services, such as Azure and Alibaba Cloud. The combination of digital I/Os makes the device servers well-suited for a variety of industrial data acquisition applications. The DI/Os on the device can be controlled over TCP/IP using the Modbus TCP protocol and can be configured and secured from a web browser. The device can also be installed as a COM Port (patented Real COM) on a Windows/Linux PC to make it compatible with legacy applications.

All models are ruggedly constructed, DIN-rail mountable, and designed with redundant power inputs to ensure uninterrupted operation for industrial applications.

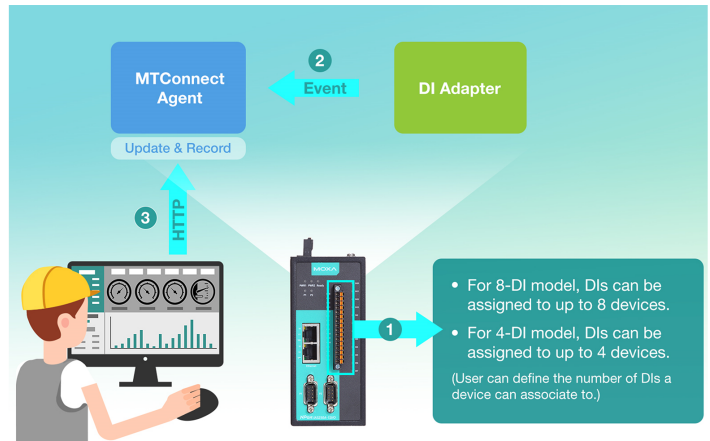
Cascading Ethernet Ports Make Wiring Easy

The NPort IA5000A-I/O device servers come with two Ethernet ports that can be used as Ethernet switch ports. One port connects directly to the network or server, and the other port can be connected to either another NPort IA device server or another Ethernet device. The dual Ethernet ports reduce wiring costs by eliminating the need to connect each device to a separate Ethernet switch.



Supports MTConnect Protocol for Monitoring Digital Inputs

MTConnect is designed specifically for shop-floor applications that aim to convert shop-floor data into a standard format that can be understood by any MTConnect-compliant software applications. Once the data has been defined by an MTConnect-compliant interface (name, type, description, etc.), it eliminates the need to redefine the data within each application. For those legacy machine tools that do not support MTConnect, the common practice is to get machine-related data through sensor connections and I/Os. Moxa NPort IA5000A-I/O supports MTConnect-enabled capability for all digital inputs on the device and provides a configurable interface for users to define what data and appropriate MTConnect tags need to be tied to the digital inputs.



Secure Remote Management and Configuration with SSH/HTTPS

Unauthorized access is one of the biggest headaches for system managers. In addition to IP filtering and password protection, the NPort IA5000A-I/O also supports SSH and HTTPS to provide protection from hackers. To transmit control messages securely, open the web console using a web browser that supports HTTPS (Internet Explorer, for example). You may also open the serial or Telnet console, such as PuTTY, using a terminal emulator that supports SSH.

Select Any Baudrate Between 50 bps and 921.6 kbps

Most device servers only support a fixed number of serial baudrates. However, some applications require special baudrates, such as 250 kbps or 500 kbps. With the NPort IA5000A-I/O, you can use any baudrate between 50 and 921.6 kbps. If your device's baudrate is not a standard baudrate, select "other" from the drop-down list and then enter the baudrate.

Specifications

Input/Output Interface

Digital Input Channels	-6I/O models: 4 -12I/O models: 8
Digital Output Channels	-6I/O models: 2 -12I/O models: 4
Isolation	3k VDC or 2k Vrms
Alarm Contact Channels	Relay output with current carrying capacity of 2 A @ 30 VDC

Digital Inputs

Sensor Type	Dry contact Wet Contact (NPN or PNP)
Dry Contact	On: short to GND Off: open
Wet Contact (DI to COM)	On: 10 to 30 VDC Off: 0 to 3 VDC
I/O Mode	DI or event counter
Counter Frequency	20 Hz
Digital Filtering Time Interval	Software configurable

Digital Outputs

I/O Mode	DO or pulse output
I/O Type	Sink
Over-Current Protection	2.6 A per channel @ 25°C

Over-Temperature Shutdown	175°C (typical), 150°C (min.)
Over-Voltage Protection	45 VDC
Ethernet Interface	
10/100BaseT(X) Ports (RJ45 connector)	2 Auto MDI/MDI-X connection
Magnetic Isolation Protection	1.5 kV (built-in)
Ethernet Software Features	
Industrial Protocols	MQTT, MTConnect
Configuration Options	Web Console (HTTP/HTTPS), Windows Utility, Telnet Console, Serial Console
Management	DHCP Client, DNS, HTTP, IPv4, SMTP, SNMPv1/v2c/v3, TCP/IP, Telnet, UDP, ICMP
Windows Real COM Drivers	Windows 95/98/ME/NT/2000, Windows XP/2003/Vista/2008/7/8/8.1/10 (x86/x64), Windows 2008 R2/2012/2012 R2 (x64), Windows Embedded CE 5.0/6.0, Windows XP Embedded
Linux Real TTY Drivers	Kernel version: 2.4.x, 2.6.x, 3.x, 4.x
Fixed TTY Drivers	SCO UNIX, SCO OpenServer, UnixWare 7, QNX 4.25, QNX 6, Solaris 10, FreeBSD, AIX 5.x, HP-UX 11i, Mac OS X
Android API	Android 3.1.x and later
MIB	MIB-II
Serial Interface	
Connector	DB9 male
No. of Ports	NPort IA5150A models: 1 NPort IA5250A models: 2
Serial Standards	RS-232, RS-422, RS-485
Baudrate	50 bps to 921.6 kbps
Data Bits	5, 6, 7, 8
Stop Bits	1, 1.5, 2
Parity	None, Even, Odd, Space, Mark
Flow Control	None, RTS/CTS, XON/XOFF
Pull High/Low Resistor for RS-485	1 kilo-ohm, 150 kilo-ohms
Terminator for RS-485	120 ohms
Surge	4 kV
Serial Signals	
RS-232	TxD, RxD, RTS, CTS, DTR, DSR, DCD, GND
RS-422	Tx+, Tx-, Rx+, Rx-, GND
RS-485-4w	Tx+, Tx-, Rx+, Rx-, GND
RS-485-2w	Data+, Data-, GND

MQTT

Mode	Alibaba IoT Platform Device, Azure IoT Hub Device, Publisher/ Subscriber of MQTT
Version Supported	v3.1.1
QoS Level	QoS 0, 1, 2
Secure Transmission	TLS (1.0, 1.1, 1.2) encryption with user's root CA, Client certificate, Private key
MQTT General Features	Retain Message, Clean Session, Keep Alive, Last Will Message

Memory

microSD Slot	Up to 32 GB (SD 2.0 compatible)
--------------	---------------------------------

Power Parameters

Connection	Removable terminal block
Input Current	300 mA @ 12 VDC
Input Voltage	12 to 48 VDC

Reliability

Automatic Reboot Trigger	Built-in WDT
Alert Tools	Built-in buzzer and RTC (real-time clock)

Physical Characteristics

Housing	Metal
Dimensions	59.6 x 101.4 x 134 mm (2.35 x 4 x 5.28 in)
Weight	<p>Packaged:</p> <p>NPort IA5150A-6I/O: 910 g (2.01 lb)</p> <p>NPort IA5150A-12I/O: 920 g (2.03 lb)</p> <p>NPort IA5250A-6I/O: 920 g (2.03 lb)</p> <p>NPort IA5250A-12I/O: 930 g (2.05 lb)</p> <p>Product only:</p> <p>NPort IA5150A-6I/O: 740 g (1.63 lb)</p> <p>NPort IA5150A-12I/O: 750 g (1.65 lb)</p> <p>NPort IA5250A-6I/O: 750 g (1.65 lb)</p> <p>NPort IA5250A-12I/O: 760 g (1.68 lb)</p>
Installation	DIN-rail mounting, Wall mounting (with optional kit)

Environmental Limits

Operating Temperature	0 to 55°C (32 to 131°F)
Storage Temperature (package included)	-40 to 75°C (-40 to 167°F)
Ambient Relative Humidity	5 to 95% (non-condensing)

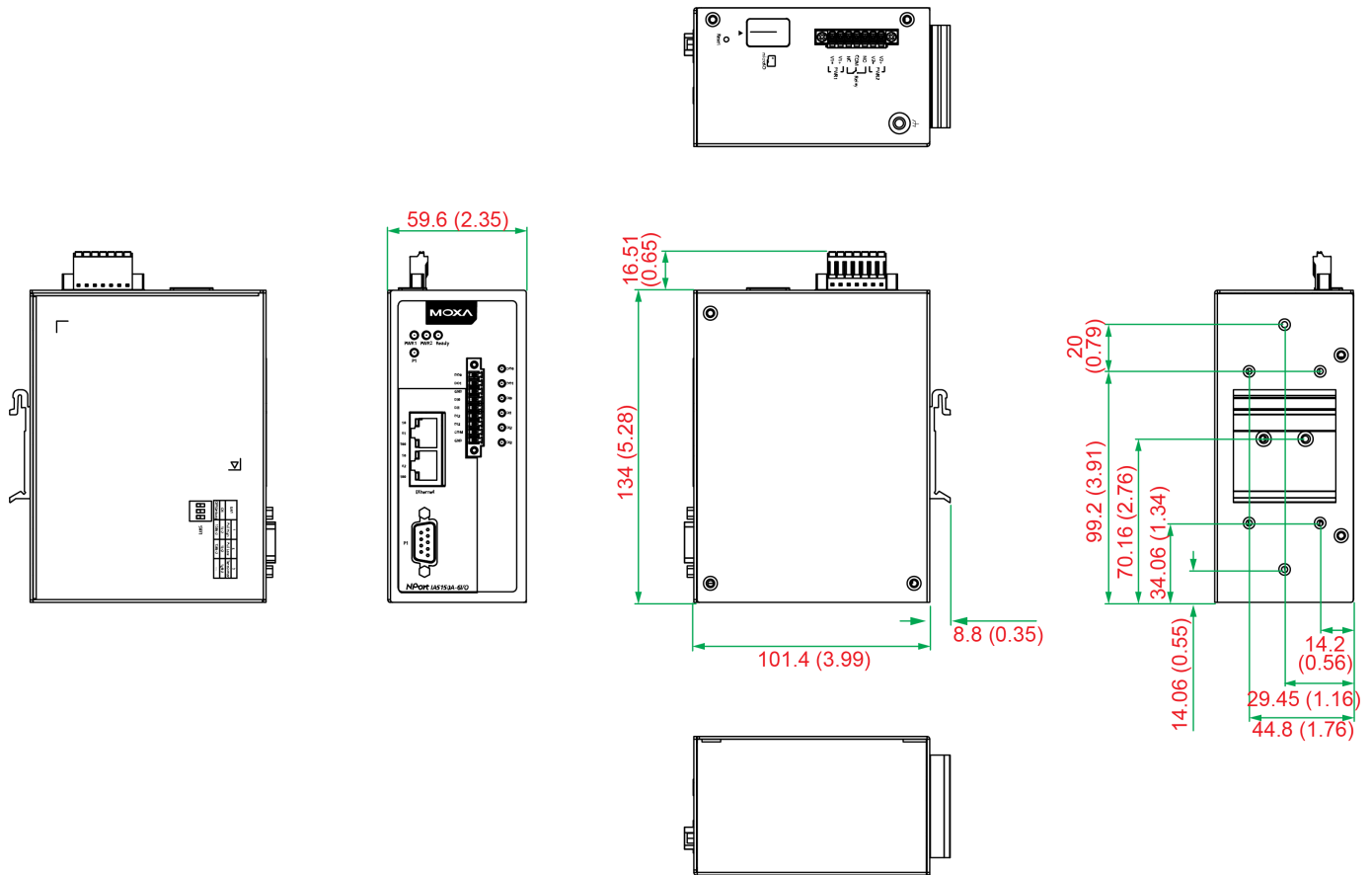
Standards and Certifications

EMC	EN 61000-6-2/-6-4
EMI	CISPR 32, FCC Part 15B Class A

EMS	IEC 61000-4-2 ESD: Contact: 4 kV; Air: 8 kV IEC 61000-4-3 RS: 80 MHz to 1 GHz: 10 V/m IEC 61000-4-4 EFT: Power: 2 kV; Signal: 1 kV IEC 61000-4-5 Surge: Power: 1 kV; Signal: Ethernet: 2 kV, Serial: 4 kV IEC 61000-4-6 CS: 10 V IEC 61000-4-8 PFMF
Safety	EN 60950-1, UL 60950-1
Declaration	
Green Product	RoHS, CRoHS, WEEE
MTBF	
Time	NPort IA5150A-6I/O: 456,558 hrs NPort IA5150A-12I/O: 337,987 hrs NPort IA5250A-6I/O: 433,352 hrs NPort IA5250A-12I/O: 325,408 hrs
Standards	Telcordia (Bellcore) Standard TR/SR
Warranty	
Warranty Period	5 years
Details	See www.moxa.com/warranty
Package Contents	
Device	1 x NPort IA5000A-I/O Series device server
Documentation	1 x quick installation guide 1 x warranty card

Dimensions

Unit: mm (inch)



Ordering Information

Model Name	No. of Serial Ports	No. of DIs	No. of DOs
NPort IA5150A-6I/O	1	4	2
NPort IA5250A-6I/O	2	4	2
NPort IA5150A-12I/O	1	8	4
NPort IA5250A-12I/O	2	8	4

Accessories (sold separately)

Cables

CBL-F9M9-150	DB9 female to DB9 male serial cable, 1.5 m
CBL-F9M9-20	DB9 female to DB9 male serial cable, 20 cm

Connectors

ADP-RJ458P-DB9F	DB9 female to RJ45 connector
Mini DB9F-to-TB	DB9 female to terminal block connector

Power Supplies

DR-120-24	120W/2.5A DIN-rail 24 VDC power supply with universal 88 to 132 VAC or 176 to 264 VAC input by switch, or 248 to 370 VDC input, -10 to 60°C operating temperature
DR-4524	45W/2A DIN-rail 24 VDC power supply with universal 85 to 264 VAC or 120 to 370 VDC input, -10 to 50°C operating temperature

DR-75-24	75W/3.2A DIN-rail 24 VDC power supply with universal 85 to 264 VAC or 120 to 370 VDC input, -10 to 60°C operating temperature
----------	---

Wall-Mounting Kits

WK-51-01	Wall-mounting kit, 2 plates, 6 screws, 51.6 x 67 x 2 mm
----------	---

© Moxa Inc. All rights reserved. Updated Jun 12, 2019.

This document and any portion thereof may not be reproduced or used in any manner whatsoever without the express written permission of Moxa Inc. Product specifications subject to change without notice. Visit our website for the most up-to-date product information.