

EDS-518Eシリーズ

14+2Gポートギガビットマネージド・イーサネット・スイッチ



機能と特長

- 銅線およびファイバ用のギガビットポート4個と高速イーサネットポート14個
- Turbo RingおよびTurbo Chain（リカバリ時間はスイッチ250台で20ミリ秒未満）、RSTP/STP、およびMSTPでネットワーク冗長性を実現
- RADIUS、TACACS+、MAB認証、SNMPv3、IEEE 802.1X、MAC ACL、HTTPS、SSH、スティッキーMACアドレスによるネットワークセキュリティの強化
- IEC 62443に基づくセキュリティ機能
- デバイスの管理および監視用のEtherNet/IP、PROFINET、およびModbus TCPプロトコルをサポート
- Fiber Check™—MST/MSC/SSC/SFPファイバポート上のファイバの包括的な状態監視と警告
- 簡単に視覚化された産業用ネットワーク管理を行うためのMXstudioに対応
- V-ON™により、ミリ秒レベルのマルチキャストデータとビデオネットワークの回復を確実に実現

認証



製品紹介

EDS-518Eコンパクト18ポートマネージドイーサネットスイッチは、ギガビット光ファイバ通信を可能にする内蔵RJ45またはSFPスロット付きのコンポギガビットポート4つを備えています。さまざまな銅線およびファイバポートを組み合わせ可能な高速イーサネットポートが14個提供されるため、EDS-518Eシリーズはネットワークとアプリケーションの設計における柔軟性が高くなっています。イーサネット冗長性技術であるTurbo Ring、Turbo Chain、RSTP/STP、およびMSTPにより、ネットワークバックボーンにおけるシステムの信頼性と可用性を向上させます。EDS-518Eはまた、高度な管理とセキュリティ機能もサポートしています。

さらに、EDS-518Eシリーズは特に、設置スペースに制約があり、海洋、鉄道の沿道、石油とガス、工場オートメーション、およびプロセスオートメーションなどの高い保護レベルが必要とされる、過酷な産業環境を対象に設計されています。

その他の機能とメリット

- 各ポリシーに応じてIPアドレスを割り当てるDHCP Option 82
- デバイスの管理および監視用のEtherNet/IP、PROFINET、およびModbus TCPプロトコルをサポート
- マルチキャストトラフィックをフィルタリングするIGMPスヌーピングおよびGMRP
- ポートベースのVLAN、IEEE 802.1Q VLAN、GVRPでネットワークプランニングを簡素化
- 可用性を向上させるQoS（IEEE 802.1p/1QおよびTOS/DiffServ）
- 最適な帯域幅利用のためのポートランキング
- オンラインデバッグ用のポートミラーリング
- メールとリレー出力を通じた例外検出による自動警告
- 異なるレベルのネットワーク管理を実現するSNMPv1/v2c/v3
- プロアクティブで効率の高いネットワーク監視のためのRMON
- Fiber Check™は、包括的なファイバデジタル診断モニタリング（DDM）機能とMST/MSC/SSC/SFPファイバポートでイベント警告を提供
- 想定外のネットワーク状況を防ぐ帯域幅管理
- 不正アクセスをブロックするためのMACアドレスによるポートロック機能
- ABC-02-USB（Automatic Backup Configurator）システム設定のバックアップ/リストアおよびファームウェアのアップグレードをサポート

1. ギガビットイーサネットのリカバリ時間50ミリ秒未満をサポートし、

仕様

Input/Output Interface

Alarm Contact Channels	1 Relay output with current carrying capacity of 1 A @ 24 VDC
Buttons	Reset button
Digital Input Channels	1
Digital Inputs	+13 to +30 V for state 1 -30 to +3 V for state 0 Max. input current: 8 mA

Ethernet Interface

10/100BaseT(X) Ports (RJ45 connector)	EDS-518E-4GTXSFP: 14 EDS-518E-MM-SC-4GTXSFP/MM-ST-4GTXSFP/SS-SC-4GTXSFP: 12 All models support: Auto negotiation speed Full/Half duplex mode Auto MDI/MDI-X connection
Combo Ports (10/100/1000BaseT(X) or 100/1000BaseSFP+)	4
10/100/1000BaseT(X) Ports (RJ45 connector)	Auto negotiation speed Full/Half duplex mode Auto MDI/MDI-X connection
100BaseFX Ports (multi-mode SC connector)	EDS-518E-MM-SC-4GTXSFP Series: 2
100BaseFX Ports (multi-mode ST connector)	EDS-518E-MM-ST-4GTXSFP Series: 2
100BaseFX Ports (single-mode SC connector)	EDS-518E-SS-SC-4GTXSFP Series: 2

Optical Fiber			100BaseFX		
			Multi-Mode	Single-Mode	
	Fiber Cable Type		OM1	50/125 μm	G.652
				800 MHz x km	
	Typical Distance		4 km	5 km	40 km
	Wavelength	Typical (nm)	1300		1310
		TX Range (nm)	1260 to 1360		1280 to 1340
		RX Range (nm)	1100 to 1600		1100 to 1600
	Optical Power	TX Range (dBm)	-10 to -20		0 to -5
		RX Range (dBm)	-3 to -32		-3 to -34
Link Budget (dB)		12		29	
Dispersion Penalty (dB)		3		1	
<p>Note: When connecting a single-mode fiber transceiver, we recommend using an attenuator to prevent damage caused by excessive optical power.</p> <p>Note: Compute the “typical distance” of a specific fiber transceiver as follows: Link budget (dB) > dispersion penalty (dB) + total link loss (dB).</p>					

Standards	IEEE 802.3 for 10BaseT IEEE 802.3u for 100BaseT(X) and 100BaseFX IEEE 802.3ab for 1000BaseT(X) IEEE 802.3z for 1000BaseSX/LX/LHX/ZX IEEE 802.3x for flow control IEEE 802.1D-2004 for Spanning Tree Protocol IEEE 802.1w for Rapid Spanning Tree Protocol IEEE 802.1s for Multiple Spanning Tree Protocol IEEE 802.1p for Class of Service IEEE 802.1Q for VLAN Tagging IEEE 802.1X for authentication IEEE 802.3ad for Port Trunk with LACP
-----------	---

Ethernet Software Features

Filter	802.1Q VLAN BPDU Filter BPDU Guard GMRP GVRP IGMP v1/v2/v3 Port-based VLAN
Industrial Protocols	EtherNet/IP Modbus TCP PROFINET IO Device
Management	LLDP Back Pressure Flow Control BOOTP Port Mirror DHCP Option 66/67/82 DHCP Server/Client Fiber check Flow control IPv4/IPv6 RARP RMON SCP SMTP SNMP Inform SNMPv1/v2c/v3 Syslog Telnet

	TFTP
MIB	Ethernet-like MIB MIB-II Bridge MIB P-BRIDGE MIB Q-BRIDGE MIB RMON MIB Groups 1, 2, 3, 9 RSTP MIB
Redundancy Protocols	Link Aggregation MRP MSTP RSTP STP Turbo Chain Turbo Ring v1/v2
Security	Broadcast storm protection HTTPS/SSL TACACS+ SNMPv3 MAB authentication Sticky MAC NTP authentication MAC ACL Port Lock RADIUS SSH SMTP with TLS
Time Management	NTP Server/Client SNTP

Switch Properties

IGMP Groups	2048
MAC Table Size	16 K
Max. No. of VLANs	64
Packet Buffer Size	1 Mbits
Priority Queues	4
VLAN ID Range	VID 1 to 4094

USB Interface

Storage Port	USB Type A
--------------	------------

LED Interface

LED Indicators	PWR1, PWR2, STATE, FAULT, 10/100M (TP port), 100M (fiber port), Gigabit combo port, MSTR/HEAD, CPLR/TAIL
----------------	--

Serial Interface

Console Port	USB-serial console (Type B connector)
--------------	---------------------------------------

DIP Switch Configuration

DIP Switches	Turbo Ring, Master, Coupler, Reserve
--------------	--------------------------------------

Power Parameters

Connection	2 removable 4-contact terminal block(s)
Input Current	EDS-518E-4GTXSFP Series: 0.37 A @ 24 VDC EDS-518E-MM-SC-4GTXSFP/MM-ST-4GTXSFP/SS-SC-4GTXSFP: 0.41 A @ 24 VDC

Input Voltage	12/24/48/-48 VDC Redundant dual inputs
Operating Voltage	9.6 to 60 VDC
Overload Current Protection	Supported
Reverse Polarity Protection	Supported

Physical Characteristics

Housing	Metal
IP Rating	IP30
Dimensions	94 x 135 x 137 mm (3.7 x 5.31 x 5.39 in)
Weight	1518 g (3.35 lb)
Installation	DIN-rail mounting Wall mounting (with optional kit)

Environmental Limits

Operating Temperature	Standard Models: -10 to 60°C (14 to 140°F) Wide Temp. Models: -40 to 75°C (-40 to 167°F)
Storage Temperature (package included)	-40 to 85°C (-40 to 185°F)
Ambient Relative Humidity	5 to 95% (non-condensing)

Standards and Certifications

Safety	UL 508 EN 60950-1 (LVD)
EMC	EN 61000-6-2/-6-4
EMI	CISPR 32, FCC Part 15B Class A
EMS	IEC 61000-4-2 ESD: Contact: 8 kV; Air: 15 kV IEC 61000-4-3 RS: 80 MHz to 1 GHz: 10 V/m IEC 61000-4-4 EFT: Power: 4 kV; Signal: 4 kV IEC 61000-4-5 Surge: Power: 4 kV; Signal: 4 kV IEC 61000-4-6 CS: 10 V IEC 61000-4-8 PFMF
Hazardous Locations	ATEX Class I Division 2
Maritime	DNV-GL LR ABS NK
Power Substation	IEC 61850-3 IEEE 1613
Railway	EN 50121-4
Traffic Control	NEMA TS2
Shock	IEC 60068-2-27
Freefall	IEC 60068-2-32
Vibration	IEC 60068-2-6

MTBF

Time	723,953 hrs
Standards	Telcordia (Bellcore), GB

Warranty

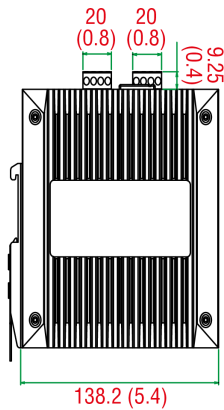
Warranty Period	5 years
Details	See www.moxa.com/jp/warranty

Package Contents

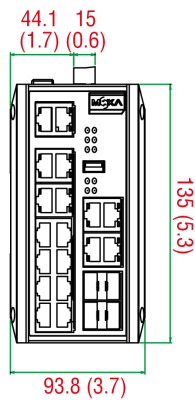
Device	1 x EDS-518E Series switch
Cable	1 x USB type A male to USB type B male
Installation Kit	4 x cap, plastic, for RJ45 port 4 x cap, plastic, for SFP slot
Documentation	1 x quick installation guide 1 x warranty card 1 x product certificates of quality inspection, Simplified Chinese 1 x product notice, Simplified Chinese
Note	SFP modules need to be purchased separately for use with this product.

寸法

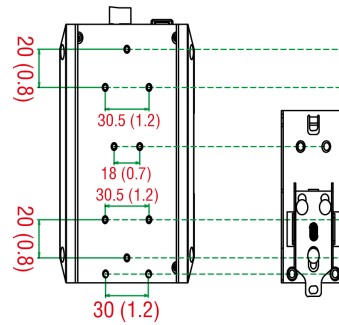
単位: mm (インチ)



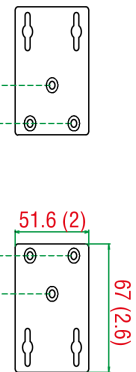
側面図



前面図



背面図



DINレール/パネルマウントキット

注文情報

Model Name	10/100BaseT(X) Ports RJ45 Connector	Combo Ports 10/100/ 1000BaseT(X) or 100/1000BaseSFP+	100BaseFX Ports Multi-Mode, SC Connector	100BaseFX Ports Multi-Mode, ST Connector	100BaseFX Ports Single-Mode, SC Connector	Operating Temp.
EDS-518E-4GTXSFP	14	4	-	-	-	-10 to 60°C
EDS-518E-4GTXSFP-T	14	4	-	-	-	-40 to 75°C
EDS-518E-MM-SC-4GTXSFP	12	4	2	-	-	-10 to 60°C
EDS-518E-MM-SC-4GTXSFP-T	12	4	2	-	-	-40 to 75°C
EDS-518E-MM-ST-4GTXSFP	12	4	-	2	-	-10 to 60°C

Model Name	10/100BaseT(X) Ports RJ45 Connector	Combo Ports 10/100/1000BaseT(X) or 100/1000BaseSFP+	100BaseFX Ports Multi-Mode, SC Connector	100BaseFX Ports Multi-Mode, ST Connector	100BaseFX Ports Single-Mode, SC Connector	Operating Temp.
EDS-518E-MM-ST-4GTXSFP-T	12	4	-	2	-	-40 to 75°C
EDS-518E-SS-SC-4GTXSFP	12	4	-	-	2	-10 to 60°C
EDS-518E-SS-SC-4GTXSFP-T	12	4	-	-	2	-40 to 75°C

アクセサリ（別売）

Storage Kits

ABC-02-USB	Configuration backup and restoration tool, firmware upgrade, and log file storage tool for managed Ethernet switches and routers, 0 to 60°C operating temperature
ABC-02-USB-T	Configuration backup and restoration tool, firmware upgrade, and log file storage tool for managed Ethernet switches and routers, -40 to 75°C operating temperature

SFP Modules

SFP-1FELLC-T	SFP module with 1 100Base single-mode with LC connector for 80 km transmission, -40 to 85°C operating temperature
SFP-1FEMLC-T	SFP module with 1 100Base multi-mode, LC connector for 2/4 km transmission, -40 to 85°C operating temperature
SFP-1FESLC-T	SFP module with 1 100Base single-mode with LC connector for 40 km transmission, -40 to 85°C operating temperature
SFP-1G10ALC	WDM-type (BiDi) SFP module with 1 1000BaseSFP port with LC connector for 10 km transmission; TX 1310 nm, RX 1550 nm, 0 to 60°C operating temperature
SFP-1G10ALC-T	WDM-type (BiDi) SFP module with 1 1000BaseSFP port with LC connector for 10 km transmission; TX 1310 nm, RX 1550 nm, -40 to 85°C operating temperature
SFP-1G10BLC	WDM-type (BiDi) SFP module with 1 1000BaseSFP port with LC connector for 10 km transmission; TX 1550 nm, RX 1310 nm, 0 to 60°C operating temperature
SFP-1G10BLC-T	WDM-type (BiDi) SFP module with 1 1000BaseSFP port with LC connector for 10 km transmission; TX 1550 nm, RX 1310 nm, -40 to 85°C operating temperature
SFP-1G20ALC	WDM-type (BiDi) SFP module with 1 1000BaseSFP port with LC connector for 20 km transmission; TX 1310 nm, RX 1550 nm, 0 to 60°C operating temperature
SFP-1G20ALC-T	WDM-type (BiDi) SFP module with 1 1000BaseSFP port with LC connector for 20 km transmission; TX 1310 nm, RX 1550 nm, -40 to 85°C operating temperature
SFP-1G20BLC	WDM-type (BiDi) SFP module with 1 1000BaseSFP port with LC connector for 20 km transmission; TX 1550 nm, RX 1310 nm, 0 to 60°C operating temperature
SFP-1G20BLC-T	WDM-type (BiDi) SFP module with 1 1000BaseSFP port with LC connector for 20 km transmission; TX 1550 nm, RX 1310 nm, -40 to 85°C operating temperature
SFP-1G40ALC	WDM-type (BiDi) SFP module with 1 1000BaseSFP port with LC connector for 40 km transmission; TX 1310 nm, RX 1550 nm, 0 to 60°C operating temperature
SFP-1G40ALC-T	WDM-type (BiDi) SFP module with 1 1000BaseSFP port with LC connector for 40 km transmission; TX 1310 nm, RX 1550 nm, -40 to 85°C operating temperature
SFP-1G40BLC	WDM-type (BiDi) SFP module with 1 1000BaseSFP port with LC connector for 40 km transmission; TX 1550 nm, RX 1310 nm, 0 to 60°C operating temperature
SFP-1G40BLC-T	WDM-type (BiDi) SFP module with 1 1000BaseSFP port with LC connector for 40 km transmission; TX 1550 nm, RX 1310 nm, -40 to 85°C operating temperature
SFP-1GEZXC	SFP module with 1 1000BaseEZXC port with LC connector for 110 km transmission, 0 to 60°C operating temperature
SFP-1GEZXC-120	SFP module with 1 1000BaseEZXC port with LC connector for 120 km transmission, 0 to 60°C operating temperature
SFP-1GLHLC	SFP module with 1 1000BaseLH port with LC connector for 30 km transmission, 0 to 60°C operating temperature

SFP-1GLHLC-T	SFP module with 1 1000BaseLH port with LC connector for 30 km transmission, -40 to 85°C operating temperature
SFP-1GLHXLC	SFP module with 1 1000BaseLHX port with LC connector for 40 km transmission, 0 to 60°C operating temperature
SFP-1GLHXLC-T	SFP module with 1 1000BaseLHX port with LC connector for 40 km transmission, -40 to 85°C operating temperature
SFP-1GLSXLC	SFP module with 1 1000BaseLSX port with LC connector for 1km/2km transmission, 0 to 60°C operating temperature
SFP-1GLSXLC-T	SFP module with 1 1000BaseLSX port with LC connector for 1km/2km transmission, -40 to 85°C operating temperature
SFP-1GLXLC	SFP module with 1 1000BaseLX port with LC connector for 10 km transmission, 0 to 60°C operating temperature
SFP-1GLXLC-T	SFP module with 1 1000BaseLX port with LC connector for 10 km transmission, -40 to 85°C operating temperature
SFP-1GSXLC	SFP module with 1 1000BaseSX port with LC connector for 300m/550m transmission, 0 to 60°C operating temperature
SFP-1GSXLC-T	SFP module with 1 1000BaseSX port with LC connector for 300m/550m transmission, -40 to 85°C operating temperature
SFP-1GZXLC	SFP module with 1 1000BaseZX port with LC connector for 80 km transmission, 0 to 60°C operating temperature
SFP-1GZXLC-T	SFP module with 1 1000BaseZX port with LC connector for 80 km transmission, -40 to 85°C operating temperature

Wall-Mounting Kits

WK-51-01	Wall mounting kit with 2 plates (51.6 x 67 x 2 mm) and 6 screws
----------	---

Software

MXview-50	Industrial network management software with a license for 50 nodes (by IP address)
MXview-100	Industrial network management software with a license for 100 nodes (by IP address)
MXview-250	Industrial network management software with a license for 250 nodes (by IP address)
MXview-500	Industrial network management software with a license for 500 nodes (by IP address)
MXview-1000	Industrial network management software with a license for 1000 nodes (by IP address)
MXview-2000	Industrial network management software with a license for 2000 nodes (by IP address)
MXview Upgrade-50	License expansion of MXview industrial network management software by 50 nodes (by IP address)

© Moxa Inc. All rights reserved. 2023年5月11日更新。

Moxa Inc.の明白な許可を書面で取得しない限り、本書およびその一部の複製や使用はいかなる方法やいかなる場合でも許可されません。製品の仕様は予告なく変更されることがあります。最新の製品情報については当社のWebサイトをご覧ください。