

# MDS-G4012-L3 Series

12G-port Layer 3 full Gigabit modular managed Ethernet switches



## Features and Benefits

- Layer 3 routing interconnects multiple LAN segments
- Multiple interface type 4-port modules for greater versatility
- Tool-free design for effortlessly adding or replacing modules without shutting down the switch
- Ultra-compact size and multiple mounting options for flexible installation
- Rugged die-cast design for use in harsh environments
- Intuitive, HTML5-based web interface for a seamless experience across different platforms

## Certifications



## Introduction

The MDS-G4012-L3 Series modular switches support up to 12 Gigabit ports, including 4 embedded ports, 2 interface module expansion slots, and 2 power module slots to ensure sufficient flexibility for a variety of applications. The highly compact MDS-G4000-L3 Series is designed to meet evolving network requirements, ensuring effortless installation and maintenance, and features a hot-swappable module design that enables you to easily change or add modules without shutting down the switch or interrupting network operations.

The multiple Ethernet modules (RJ45, SFP, and PoE+) and power units (24/48 VDC, 110/220 VAC/VDC) provide even greater flexibility as well as suitability for different operating conditions, delivering an adaptive full Gigabit platform that provides the versatility and bandwidth necessary to serve as an Ethernet aggregation/edge switch. Featuring a compact design that fits in confined spaces, multiple mounting methods, and convenient tool-free module installation, the MDS-G4000-L3 Series switches enable versatile and effortless deployment without the need for highly skilled engineers. With multiple industry certifications and a highly durable housing, the MDS-G4000-L3 Series can reliably operate in tough and hazardous environments such as power substations, mining sites, ITS, and oil and gas applications. Support for dual power modules provides redundancy for high reliability and availability while LV and HV power module options offer additional flexibility to accommodate the power requirements of different applications.

Support for Layer 3 routing functionality enables these switches to facilitate the deployment of applications across different networks, making them ideal for large-scale industrial networks. In addition, the MDS-G4000-L3 Series features an HTML5-based, user-friendly web interface providing a responsive, smooth user experience across different platforms and browsers.

## Specifications

### Ethernet Interface

Pre-installed Modules	4 embedded Gigabit ports
Module	2 slots for optional 4-port FE/GE modules

Slot Combination	<p>See the LM-7000H module series datasheet for more information.</p> <p>Note: The required power module depends on the choice of LM-7000H module. Refer to the following power/module combination requirements.</p> <p>LM-7000H non-PoE modules: Any power module</p> <p>LM-7000H PoE modules: PWR-HV-P48, PWR-LV-P48 only</p>
Standards	<p>IEEE 802.3 for 10BaseT IEEE 802.3u for 100BaseT(X) and 100BaseFX IEEE 802.3ab for 1000BaseT(X) IEEE 802.3z for 1000BaseX IEEE 802.3x for flow control IEEE 802.3ad for Port Trunk with LACP IEEE 802.1Q for VLAN Tagging IEEE 802.1D-2004 for Spanning Tree Protocol IEEE 802.1w for Rapid Spanning Tree Protocol IEEE 802.1p for Class of Service IEEE 802.1X for authentication</p>

### Ethernet Software Features

Management	<p>IPv4 Flow control Back Pressure Flow Control ARP RARP LLDP DHCP Relay Agent (Option 82) Fiber Check Port Mirroring (SPAN, RSPAN) Linkup Delay SMTP SNMP Trap SNMP Inform SNMPv1/v2c/v3 RMON TFTP SFTP HTTP HTTPS Telnet Syslog Private MIB Loopback interface</p>
Filter	<p>GMRP GVRP GARP 802.1Q VLAN IGMP Snooping v1/v2/v3 IGMP Querier</p>
Redundancy Protocols	<p>STP RSTP Turbo Ring v2 Turbo Chain Ring Coupling Dual-Homing MRP MSTP Network Loop Protection Link Aggregation</p>
Routing Redundancy	<p>VRRP</p>
Security	<p>Access control list Broadcast storm protection DHCP Snooping Dynamic ARP Inspection</p>

	IP Source Guard MAC authentication bypass MAC Sticky Rate Limit Trust access control Static Port Lock HTTPS/SSL SSH RADIUS TACACS+ Login and Password Policy
Time Management	SNTP NTP Server/Client NTP Authentication
Protocols	IPv4 TCP/IP UDP ICMP ARP RARP TFTP DNS NTP Client 802.1X QoS HTTPS HTTP Telnet SMTP SNMPv1/v2c/v3 RMON Syslog
Industrial Protocols	EtherNet/IP Modbus TCP
Unicast Routing	OSPF Static Route
MIB	P-BRIDGE MIB Q-BRIDGE MIB IEEE8021-SPANNING-TREE-MIB IEEE8021-PAE-MIB IEEE8023-LAG-MIB LLDP-EXT-DOT1-MIB LLDP-EXT-DOT3-MIB SNMPv2-MIB RMON MIB Groups 1, 2, 3, 9
Power Substation	MMS
<b>Switch Properties</b>	
MAC Table Size	16 K
Max. No. of VLANs	256
VLAN ID Range	VID 1 to 4094
IGMP Groups	1024
Jumbo Frame Size	9.216 KB
Priority Queues	8
Packet Buffer Size	12 Mbits

<b>LED Interface</b>	
LED Indicators	PWR, EPS, STATE, SYNC, FAULT, MSTR/HEAD, CPLR/TAIL
<b>Serial Interface</b>	
Console Port	RS-232 (RJ45)
<b>USB Interface</b>	
USB Connector	USB Type A
<b>Input/Output Interface</b>	
Digital Input Channels	1 (On MGMT Module)
Digital Inputs	+13 to +30 V for state 1 -30 to +3 V for state 0 Max. input current: 8 mA
Alarm Contact Channels	3 (On MGMT, PWR1, PWR2 Module) Relay output with current carrying capacity of 2 A @ 30 VDC
Buttons	Reset button
<b>Power Parameters</b>	
Input Voltage	With PWR-HV-P48 installed: 110/220 VDC, 110 VAC, 60 HZ, 220 VAC, 50 Hz, PoE: 48 VDC  With PWR-LV-P48 installed: 24/48 VDC, PoE: 48 VDC  With PWR-HV-NP installed: 110/220 VDC, 110 VAC, 60 HZ, 220 VAC, 50 Hz  With PWR-LV-NP installed: 24/48 VDC
Operating Voltage	With PWR-HV-P48 installed: 88 to 300 VDC, 90 to 264 VAC, 47 to 63 Hz, PoE: 46 to 57 VDC  With PWR-LV-P48 installed: 18 to 72 VDC (24/48 VDC for hazardous location), PoE: 46 to 57 VDC (48 VDC for hazardous location)  With PWR-HV-NP installed: 88 to 300 VDC, 90 to 264 VAC, 47 to 63 Hz  With PWR-LV-NP installed: 18 to 72 VDC
Input Current	With PWR-HV-P48/PWR-HV-NP installed: Max. 0.30 A @ 110 VDC Max. 0.15 A @ 220 VDC Max. 0.60 A @ 110 VAC Max. 0.40 A @ 220 VAC  With PWR-LV-P48/PWR-LV-NP installed: Max. 1.5 A @ 24 VDC Max. 0.75 A @ 48 VDC  EPS (PoE models only): Max. 8.2 A @ 48 VDC  Note: These are the input current ratings for the device with the maximum number of modules installed.
Power Consumption (Max.)	With PWR-HV-P48/PWR-HV-NP installed: Max. 33.0 W @ 110 VDC Max. 34.0 W @ 220 VDC Max. 35.8 W @ 110 VAC Max. 38.0 W @ 220 VAC

	<p>With PWR-LV-P48/PWR-LV-NP installed:  Max. 36.0 W @ 24 VDC  Max. 36.0 W @ 48 VDC</p> <p>Note: These are the maximum power consumption ratings for the device with the maximum number of modules installed.</p>
Max. PoE Power Output per Port	36 W
Total PoE Power Budget	<p>Max. 360 W (with one power supply) for total PD consumption at 48 VDC input for PoE systems</p> <p>Max. 360 W (with one power supply) for total PD consumption at 53 to 57 VDC input for PoE+ systems</p> <p>Max. 720 W (with two power supplies) for total PD consumption at 48 VDC input for PoE systems</p> <p>Max. 720 W (with two power supplies) for total PD consumption at 53 to 57 VDC input for PoE+ systems</p>
Overload Current Protection	Supported
Reverse Polarity Protection	Supported
<b>Physical Characteristics</b>	
IP Rating	IP40
Dimensions	134 x 115 x 163.25 mm (5.28 x 4.53 x 6.44 in)
Weight	2000 g (4.41 lb)
Installation	DIN-rail mounting Wall mounting (with optional kit) Rack mounting (with optional kit)
<b>Environmental Limits</b>	
Operating Temperature	Standard Temp Models: -10 to 60°C (14 to 140°F) Wide Temp Models: -40 to 75°C (-40 to 167°F)
Storage Temperature (package included)	-40 to 85°C (-40 to 185°F)
Ambient Relative Humidity	5 to 95% (non-condensing)
<b>Standards and Certifications</b>	
Safety	EN IEC 62368-1 IEC 60950-1 IEC 62368-1 UL 62368-1
EMC	EN 55032/35 EN 61000-6-2/-6-4
EMI	CISPR 32, FCC Part 15B Class A
EMS	IEC 61000-4-2 ESD: Contact: 8 kV; Air: 15 kV IEC 61000-4-3 RS: 80 MHz to 1 GHz: 20 V/m IEC 61000-4-4 EFT: Power: 4 kV; Signal: 4 kV IEC 61000-4-5 Surge: Power: 4 kV; Signal: 4 kV IEC 61000-4-6 CS: 10 V IEC 61000-4-8 PFMF IEC 61000-4-11 Voltage Dips & Interruptions
Railway	EN 50121-4
Traffic Control	NEMA TS2

Shock	IEC 60068-2-27
Freefall	IEC 60068-2-31
Vibration	IEC 60068-2-6
Hazardous Locations	Class I Division 2 ATEX
Power Substation	IEEE 1613 IEC 61850-3

#### MTBF

Time	1,008,160 hrs
Standards	Telcordia SR332

#### Warranty

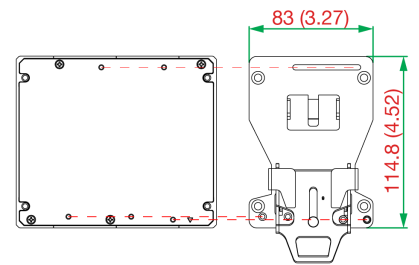
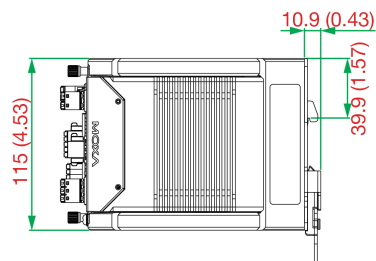
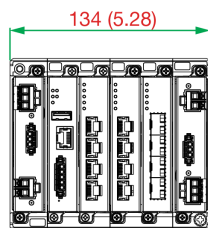
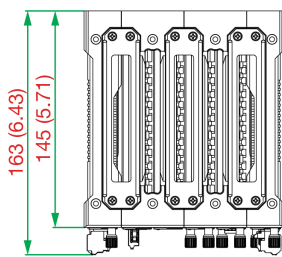
Warranty Period	5 years
Details	See <a href="http://www.moxa.com/warranty">www.moxa.com/warranty</a>

#### Package Contents

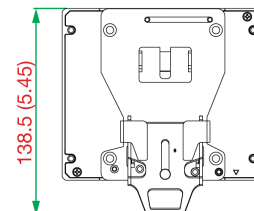
Device	1 x MDS-G4012-L3 Series switch
Installation Kit	(Pre-installed) 2 x DIN-rail kit 2 x cap, plastic, for RJ45 port
Documentation	1 x quick installation guide 1 x product notice, Simplified Chinese 1 x product certificates of quality inspection, Simplified Chinese 1 x warranty card
Note	This product requires additional modules (sold separately) to function.

## Dimensions

Unit: mm (inch)



DIN-Rail Mount



## Ordering Information

Model Name	Layer	Total No. of Ports	100/1000BaseSFP Slots	10/100/1000BaseT(X) Ports (RJ45 Connector)	PoE 10/100/1000BaseT(X) Ports (RJ45 Connector)	10/100BaseT(X) Ports (RJ45 Connector)	PoE 10/100BaseT(X) Ports (RJ45 Connector)	Operating Temp.
MDS-G4012-L3	3	12	Up to 8	Up to 12	Up to 8	Up to 8	Up to 8	-10 to 60°C
MDS-G4012-L3-T	3	12	Up to 8	Up to 12	Up to 8	Up to 8	Up to 8	-40 to 75°C

## Accessories (sold separately)

### LM-7000H Module Series

LM-7000H-4GTX	Gigabit Ethernet module with 4 10/100/1000BaseT(X) ports
LM-7000H-4GPoE	Gigabit Ethernet module with 4 10/100/1000BaseT(X) IEEE 802.3af/at PoE+ ports
LM-7000H-4GSFP	Gigabit Ethernet module with 4 100/1000BaseSFP slots
LM-7000H-4TX	Fast Ethernet module with 4 10/100BaseT(X) ports
LM-7000H-4PoE	Fast Ethernet module with 4 10/100BaseT(X) IEEE 802.3af/at PoE+ ports

### Power Modules

PWR-LV-P48	Power supply module (24/48 VDC) with system power input, relay, PoE power input
PWR-HV-P48	Power supply module (110/220 VAC/VDC) with system power input, relay, PoE power input
PWR-LV-NP	Power supply module (24/48 VDC) with system power input, relay
PWR-HV-NP	Power supply module (110/220 VAC/VDC) with system power input, relay

### Wall-Mounting Kits

WK-112-01	Wall-mounting kit, 2 plates, 8 screws
-----------	---------------------------------------

### Rack-Mounting Kits

RK-3U-02	Rack-mounting kit with 4 L-shaped plates for the MDS-G4000 and MDS-G4000-4XGS Series
----------	--------------------------------------------------------------------------------------

### SFP Modules

SFP-1FEMLC-T	SFP module with 1 100Base multi-mode, LC connector for 2/4 km transmission, -40 to 85°C operating temperature
SFP-1FESLC-T	SFP module with 1 100Base single-mode with LC connector for 40 km transmission, -40 to 85°C operating temperature
SFP-1FELLC-T	SFP module with 1 100Base single-mode with LC connector for 80 km transmission, -40 to 85°C operating temperature
SFP-1G10ALC	WDM-type (BiDi) SFP module with 1 1000BaseSFP port with LC connector for 10 km transmission; TX 1310 nm, RX 1550 nm, 0 to 60°C operating temperature
SFP-1G10ALC-T	WDM-type (BiDi) SFP module with 1 1000BaseSFP port with LC connector for 10 km transmission; TX 1310 nm, RX 1550 nm, -40 to 85°C operating temperature
SFP-1G10BLC	WDM-type (BiDi) SFP module with 1 1000BaseSFP port with LC connector for 10 km transmission; TX 1550 nm, RX 1310 nm, 0 to 60°C operating temperature
SFP-1G10BLC-T	WDM-type (BiDi) SFP module with 1 1000BaseSFP port with LC connector for 10 km transmission; TX 1550 nm, RX 1310 nm, -40 to 85°C operating temperature
SFP-1G20ALC	WDM-type (BiDi) SFP module with 1 1000BaseSFP port with LC connector for 20 km transmission; TX 1310 nm, RX 1550 nm, 0 to 60°C operating temperature
SFP-1G20ALC-T	WDM-type (BiDi) SFP module with 1 1000BaseSFP port with LC connector for 20 km transmission; TX 1310 nm, RX 1550 nm, -40 to 85°C operating temperature
SFP-1G20BLC	WDM-type (BiDi) SFP module with 1 1000BaseSFP port with LC connector for 20 km transmission; TX 1550 nm, RX 1310 nm, 0 to 60°C operating temperature
SFP-1G20BLC-T	WDM-type (BiDi) SFP module with 1 1000BaseSFP port with LC connector for 20 km transmission; TX 1550 nm, RX 1310 nm, -40 to 85°C operating temperature

SFP-1G40ALC	WDM-type (BiDi) SFP module with 1 1000BaseSFP port with LC connector for 40 km transmission; TX 1310 nm, RX 1550 nm, 0 to 60°C operating temperature
SFP-1G40ALC-T	WDM-type (BiDi) SFP module with 1 1000BaseSFP port with LC connector for 40 km transmission; TX 1310 nm, RX 1550 nm, -40 to 85°C operating temperature
SFP-1G40BLC	WDM-type (BiDi) SFP module with 1 1000BaseSFP port with LC connector for 40 km transmission; TX 1550 nm, RX 1310 nm, 0 to 60°C operating temperature
SFP-1G40BLC-T	WDM-type (BiDi) SFP module with 1 1000BaseSFP port with LC connector for 40 km transmission; TX 1550 nm, RX 1310 nm, -40 to 85°C operating temperature
SFP-1GSXLC	SFP module with 1 1000BaseSX port with LC connector for 300m/550m transmission, 0 to 60°C operating temperature
SFP-1GSXLC-T	SFP module with 1 1000BaseSX port with LC connector for 300m/550m transmission, -40 to 85°C operating temperature
SFP-1GLSXLC	SFP module with 1 1000BaseLSX port with LC connector for 1km/2km transmission, 0 to 60°C operating temperature
SFP-1GLSXLC-T	SFP module with 1 1000BaseLSX port with LC connector for 1km/2km transmission, -40 to 85°C operating temperature
SFP-1GLXLC	SFP module with 1 1000BaseLX port with LC connector for 10 km transmission, 0 to 60°C operating temperature
SFP-1GLXLC-T	SFP module with 1 1000BaseLX port with LC connector for 10 km transmission, -40 to 85°C operating temperature
SFP-1GLHLC	SFP module with 1 1000BaseLH port with LC connector for 30 km transmission, 0 to 60°C operating temperature
SFP-1GLHLC-T	SFP module with 1 1000BaseLH port with LC connector for 30 km transmission, -40 to 85°C operating temperature
SFP-1GLHLC	SFP module with 1 1000BaseLHX port with LC connector for 40 km transmission, 0 to 60°C operating temperature
SFP-1GLHLC-T	SFP module with 1 1000BaseLHX port with LC connector for 40 km transmission, -40 to 85°C operating temperature
SFP-1GZXLC	SFP module with 1 1000BaseZX port with LC connector for 80 km transmission, 0 to 60°C operating temperature
SFP-1GZXLC-T	SFP module with 1 1000BaseZX port with LC connector for 80 km transmission, -40 to 85°C operating temperature
SFP-1GEZXC	SFP module with 1 1000BaseEZXC port with LC connector for 110 km transmission, 0 to 60°C operating temperature
SFP-1GEZXC-120	SFP module with 1 1000BaseEZXC port with LC connector for 120 km transmission, 0 to 60°C operating temperature
SFP-1GTXRJ45-T	SFP module with 1 1000BaseT port with RJ45 connector for 100 m transmission, -40 to 75°C operating temperature

#### Power Supplies

HDR-60-24	60 W/2.5 A DIN-rail 24 VDC power supply, universal 85 to 264 VAC or 120 to 370 VDC input voltage, -30 to 70°C operating temperature
NDR-120-24	120 W/5.0 A DIN-rail 24 VDC power supply, universal 90 to 264 VAC or 127 to 370 VDC input voltage, -20 to 70°C operating temperature
NDR-120-48	120 W/2.5 A DIN-rail 48 VDC power supply, universal 90 to 264 VAC or 127 to 370 VDC input voltage, -20 to 70°C operating temperature
NDR-240-48	240 W/5.0 A DIN-rail 48 VDC power supply, universal 90 to 264 VAC or 127 to 370 VDC input voltage, -20 to 70°C operating temperature

#### Cables

CN20070	10-pin RJ45 to DB9 female serial cable
---------	----------------------------------------

#### Storage Kits

ABC-02-USB	Configuration backup and restoration tool, firmware upgrade, and log file storage tool for managed Ethernet switches and routers, 0 to 60°C operating temperature
------------	-------------------------------------------------------------------------------------------------------------------------------------------------------------------



ABC-02-USB-T	Configuration backup and restoration tool, firmware upgrade, and log file storage tool for managed Ethernet switches and routers, -40 to 75°C operating temperature
--------------	---------------------------------------------------------------------------------------------------------------------------------------------------------------------

#### Software

MXview-50	MXview license for 50 nodes
MXview-100	MXview license for 100 nodes
MXview-250	MXview license for 250 nodes
MXview-500	MXview license for 500 nodes
MXview-1000	MXview license for 1000 nodes
MXview-2000	MXview license for 2000 nodes
MXview Upgrade-50	MXview license expansion for 50 nodes

© Moxa Inc. All rights reserved. Updated Jun 05, 2024.

This document and any portion thereof may not be reproduced or used in any manner whatsoever without the express written permission of Moxa Inc. Product specifications subject to change without notice. Visit our website for the most up-to-date product information.