


ioMirror E3200 Series

Ethernet peer-to-peer I/O with 8 digital inputs and 8 digital outputs



Features and Benefits

- Direct input-to-output signal communication over IP
- High-speed peer-to-peer I/O within 20 ms
- One physical alarm port for connectivity status
- Utility for quick and easy web-based settings
- Local alarm channel
- Remote alarm message
- Supports Modbus TCP for remote monitoring

Certifications



Introduction

The ioMirror E3200 Series, which is designed as a cable-replacement solution to connect remote digital input signals to output signals over an IP network, provides 8 digital input channels, 8 digital output channels, and a 10/100M Ethernet interface. Up to 8 pairs of digital input and output signals can be exchanged over Ethernet with another ioMirror E3200 Series device, or can be sent to a local PLC or DCS controller. Over a local area network, the ioMirror can achieve a low signal latency (typically less than 20 ms). With the ioMirror, remote sensors can be connected to local controllers or display panels over copper, fiber, or wireless Ethernet infrastructures, and signals can be transmitted over virtually unlimited distances, without noise problems.

Split Sensor Signals to 16 Different Locations

The ioMirror E3200 Series can split one input signal to two digital output channels at two different IP addresses. Eight tank level signals can be monitored at 16 different display panels, all at the same time.

Local Alarm and Remote Alarm Messages for Monitoring Connectivity

The ioMirror E3200 Series has a 24 VDC alarm output channel that can activate an attached buzzer or LED display when the connection fails. In addition, both ioMirror modules can send messages to the ioEventLog software, ensuring that at least one of the warning messages will reach the ioEventLog software.

Specifications

Input/Output Interface	
Digital Input Channels	8
Digital Output Channels	8
Alarm Contact Channels	1
Isolation	3k VDC or 2k Vrms
Buttons	Reset button
Digital Inputs	
Connector	Screw-fastened Euroblock terminal
Digital Filtering Time Interval	Software configurable
Dry Contact	On: short to GND Off: open
I/O Mode	DI

Over-Voltage Protection	36 VDC
Points per COM	8 channels
Sensor Type	Dry contact Wet Contact (NPN)
Wet Contact (DI to GND)	On: 10 to 30 VDC Off: 0 to 3 VDC

Digital Outputs

Connector	Screw-fastened Euroblock terminal
Current Rating	200 mA per channel
I/O Mode	DO
I/O Type	Sink
Over-Current Protection	0.6 A per channel @ 25°C
Over-Temperature Shutdown	160°C (min.)
Over-Voltage Protection	35 VDC

Ethernet Interface

10/100BaseT(X) Ports (RJ45 connector)	1
Magnetic Isolation Protection	1.5 kV (built-in)

Ethernet Software Features

Configuration Options	Web Console (HTTP) Windows Utility (ioMirrorAdmin)
Industrial Protocols	Modbus TCP Server (Slave)
Management	BOOTP DHCP Client HTTP TCP/IP UDP
Time Management	SNTP

Modbus TCP

Functions Supported	1, 2, 3, 4, 5, 6, 15, 16
---------------------	--------------------------

LED Interface

LED Indicators	PWR, Ready
----------------	------------

Power Parameters

Power Connector	Screw-fastened Euroblock terminal
No. of Power Inputs	1
Input Voltage	12 to 48 VDC
Power Consumption	136 mA @ 24 VDC

Alarm Contacts

I/O Type	Sink
Current Rating	Max. 200 mA per channel
Connector	Screw-fastened Euroblock terminal

Physical Characteristics

Housing	Plastic
Dimensions	115 x 79 x 45.6 mm (4.53 x 3.11 x 1.80 in)
Weight	205 g (0.45 lb)
Wiring	I/O cable, 16 to 26 AWG Power cable, 16 to 26 AWG
Installation	Wall mounting DIN-rail mounting

Environmental Limits

Operating Temperature	-10 to 60°C (14 to 140°F)
Storage Temperature (package included)	-40 to 85°C (-40 to 185°F)
Ambient Relative Humidity	5 to 95% (non-condensing)
Altitude	2000 m Note: Please contact Moxa if you require products guaranteed to function properly at higher altitudes.

Standards and Certifications

Freefall	IEC 60068-2-32
EMI	EN 61000-6-4, FCC Part 15B Class A
Safety	UL 508
Shock	IEC 60068-2-27
Vibration	IEC 60068-2-6
EMS	IEC 61000-4-2 ESD: Contact: 4 kV; Air: 8 kV IEC 61000-4-3 RS: 80 MHz to 1 GHz: 3 V/m IEC 61000-4-4 EFT: Power: 2 kV; Signal: 1 kV IEC 61000-4-5 Surge: Power: 2 kV; Signal: 1 kV IEC 61000-4-6 CS: 10 V IEC 61000-4-8 PFMF

MTBF

Time	231,020 hrs
Standards	Telcordia SR332

Warranty

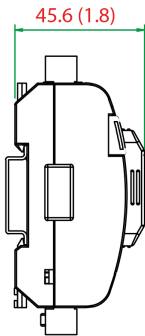
Warranty Period	5 years
Details	See www.moxa.com/warranty

Package Contents

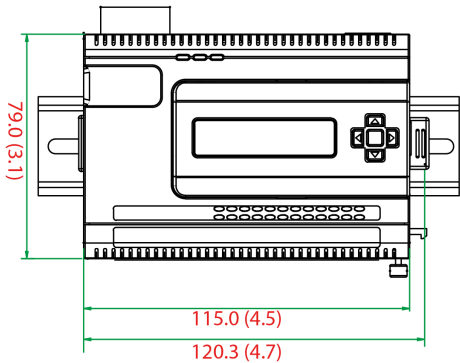
Device	1 x ioMirror E3200 Series peer-to-peer I/O
Installation Kit	1 x terminal block, 3-pin, 3.81 mm 1 x terminal block, 12-pin, 3.81 mm
Documentation	1 x quick installation guide

Dimensions

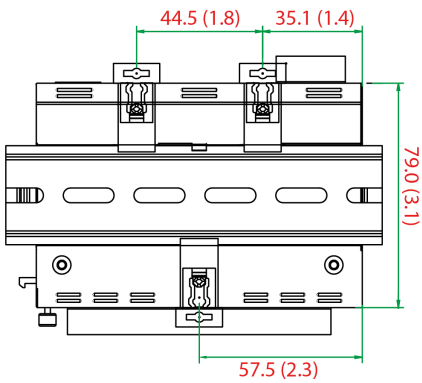
Unit: mm (inch)



Side View



Front View



Rear View

Ordering Information

Model Name	Input/Output Interface	Operating Temp.
ioMirror E3210	8 x DI, 8 x DO	-10 to 60°C

© Moxa Inc. All rights reserved. Updated Feb 02, 2026.

This document and any portion thereof may not be reproduced or used in any manner whatsoever without the express written permission of Moxa Inc. Product specifications subject to change without notice. Visit our website for the most up-to-date product information.